

LIFT KITS & FENDER FLARES

E-Z-Go TXT DROP SPINDLE LIFT KITS

NEW LOW PRICE

New cast steel lift kits for E-Z-Go TXT (94 to 01.5 Gas and Electric, 01.5 and Newer Gas and Electric).

Red Hawk
BEST BUY

- Heavy duty, easier to install.
- 6" drop spindle lifts.
- 22x11x10" wheels or larger recommended.




Mix or Match!

Buy ANY Combination of 10 or More Volume Priced Lift Kits and Receive the BEST BUY Price Shown for Each Particular Kit.



NEW LOW PRICE



NEW LOW PRICE

Drop Spindle Lift Kit, E-Z-Go 94 to 01.5 Gas & Electric
Item #
LIFT-100

Drop Spindle Lift Kit, E-Z-Go 01.5+ Gas & Electric
Item #
LIFT-102



NEW LOW PRICE



NEW LOW PRICE

Spindle Only, E-Z-Go Gas & Electric 01.5 and Older
Item #
LIFT-100S

Spindle Only, E-Z-Go Gas & Electric 01.5 and Newer
Item #
LIFT-102S


E-Z-Go RXV DROP SPINDLE LIFT KITS **NEW**

New cast steel lift kits for E-Z-Go RXV Gas & Electric golf carts.


- Heavy duty, easier to install.
- 6" drop spindle lifts.
- 22x11x10" wheels or larger recommended.

Mix or Match!

Buy ANY Combination of 10 or More Volume Priced Lift Kits and Receive the BEST BUY Price Shown for Each Particular Kit.



NEW



NEW

Drop Spindle Lift Kit, E-Z-Go RXV Gas

Item #
LIFT-107G

Drop Spindle Lift Kit, E-Z-Go RXV Electric

Item #
LIFT-107E

SEAT KITS, BOXES,
CUSTOM SEAT COVERS

DIAMOND PLATE
BRUSH GUARDS

LIFT KITS,
FENDER FLARES

TIRES, WHEELS,
WHEEL ACCESSORIES

WINDSHIELDS, TOPS,
STURTS, ENCLOSURES

LIGHT KITS, MIRRORS,
GUN RACKS, HEATERS

DASHES, CONSOLES,
RADIO SYSTEMS

MOTORS,
CONTROLLERS

CHARGERS & PARTS,
BATTERY ACCESSORIES

BODY/TRIM, SEATS,
SUSPENSION PARTS

BRAKE SHOES,
BRAKE DRUMS

KEYS, SWITCHES,
SOLENOIDS

GAS CAR
PARTS

BELTS, CABLES, HARDWARE,
PERFORMANCE PARTS

CLUB CAR DS DROP SPINDLE LIFT KITS NEW LOW PRICE

New cast steel lift kits for Club Car DS (94 to 05 Gas and 84 to 05 Electric).

- Heavy duty, easier to install.
- 6" drop spindle lifts.
- 22x11x10" wheels or larger recommended.
- If your DS is 03.5 to 05 and you have black plastic dust covers on the front hub, purchase the LIFT-106.

Mix or Match!

Buy ANY Combination of 10 or More Volume Priced Lift Kits and Receive the BEST BUY Price Shown for Each Particular Kit.



NOTE: If your car is 03.5 to 05 and you have black plastic dust covers on the front hub you will need to purchase LIFT-106.



Drop Spindle Lift Kit, Club Car Gas 94 to 03.5 and 05+, Club Car Electric 84 to 03.5 and 05+ Electric

Item #
LIFT-101

Drop Spindle Lift Kit, Club Car 03.5 to 05 Gas and Electric

Item #
LIFT-106

NOTE: Installation on 97 and older Club Car DS carts requires (2) sets of SPN-0020 Shock Extensions.

CLUB CAR PRECEDENT DROP SPINDLE LIFT KIT

NEW LOW PRICE

New cast steel lift kits for Club Car Precedent Gas & Electric.

- Heavy duty, easier to install.
- 6" drop spindle lifts.
- 22x11x10" wheels or larger recommended.

Red Hawk
BEST BUY



Mix or Match!

Buy ANY Combination of 10 or More Volume Priced Lift Kits and Receive the BEST BUY Price Shown for Each Particular Kit.



NEW LOW PRICE

Drop Spindle Lift Kit, Club Car Precedent Gas & Electric

Item #
LIFT-103

- SEAT KITS, BOXES, CUSTOM SEAT COVERS
- DIAMOND PLATE BRUSH GUARDS
- LIFT KITS, FENDER FLARES
- TIRES, WHEELS, WHEEL ACCESSORIES
- WINDSHIELDS, TOPS, STRIPS, ENCLOSURES
- LIGHT KITS, MIRRORS, STAIRS, GAIN RACKS, HEATERS
- DASHES, CONSOLES, RADIO SYSTEMS
- MOTORS, CONTROLLERS
- CHARGERS & PARTS, BATTERY ACCESSORIES
- BODY/TRIM, SEATS, SUSPENSION PARTS
- BRAKE SHOES, BRAKE DRUMS
- KEYS, SWITCHES, SOLENOIDS
- GAS CAR PARTS
- BRIS, CABLES, HARDWARE, PERFORMANCE PARTS

YAMAHA G22 & DRIVE DROP SPINDLE LIFT KITS

NEW LOW PRICE

New cast steel lift kits for Yamaha G22 Gas & Electric and Yamaha Drive Gas & Electric.


- Heavy duty, easier to install.
- 6" drop spindle lifts.
- 22x11x10" wheels or larger recommended.

RedHawk
BEST BUY




Mix or Match!

Buy ANY Combination of 10 or More Volume Priced Lift Kits and Receive the BEST BUY Price Shown for Each Particular Kit.



Drop Spindle Lift Kit, Yamaha G22 Gas & Electric
Item #
LIFT-104



Drop Spindle Lift Kit, Yamaha Drive Gas and Electric
Item #
LIFT-105

YAMAHA LIFT KIT G14-G19

NEW LOW PRICE

- Tubular steel constructed A-frame and rear upper shock support mount.
- Includes spacers and adapter plates as required & can be installed with existing hardware.
- Accepts 23" tires.

Mix or Match!

Buy ANY Combination of 10 or More Volume Priced Lift Kits and Receive the BEST BUY Price Shown for Each Particular Kit.



6" Lift Kit Yamaha G14-G19 95-02 Gas & Electric
Item #
LIFT-002

YAMAHA LIFT KITS



7" Yamaha G14/G16/G19 Gas & Electric
No cutting or welding. Accepts 24" tires.
LIFT-013



6" Yamaha G2, G9 85-94 Gas & Electric
Tubular steel constructed A-frame and rear upper shock support mount. Includes spacers and adapter as required, all required hardware and illustrated installation instructions. Accepts 23" tires.
Item #
LIFT-006



4" Yamaha G1
Easy bolt on installation. No heating or bending. Lengthens wheel base 2". Accepts 20" tires.
LIFT-012

SEAT KITS, BOXES, CUSTOM SEAT COVERS

DIAMOND PLATE BRUSH GUARDS

LIFT KITS, FENDER FLARES

TIRES, WHEELS, WHEEL ACCESSORIES

WINDSHIELDS, TOPS, STRIPS, ENCLOSURES

LIGHT KITS, MIRRORS, STAIRS, GUN RACKS, HEATERS

DASHES, CONSOLES, RADIO SYSTEMS

MOTORS, CONTROLLERS

CHARGERS & PARTS, BATTERY ACCESSORIES

BODY/TRIM, SEATS, SUSPENSION PARTS

BRAKE SHOES, BRAKE DRUMS

KEYS, SWITCHES, SOLENOIDS

GAS CAR PARTS

BEETS, CABLES, HARDWARE, PERFORMANCE PARTS


LIFT KITS & FENDER FLARES

E-Z-Go LIFT KITS



NEW LOW PRICE

4" Drop Axle 2001.5 and Up E-Z-Go Workhorse
No cutting or welding required. Accepts tire size 23x10.5x12.
LIFT-028



NEW LOW PRICE

5" E-Z-Go Workhorse 94-00 Gas & Electric
No cutting or welding. Accepts 23" tires.
LIFT-014



4" Block Lift Kit, E-Z-Go Marathon 1979-1993, Gas
No cutting or welding required.
LIFT-030



4" Block Lift Kit, E-Z-Go Marathon 1979-1993, Electric
No cutting or welding required.
LIFT-029



TAKE THE GUESSWORK OUT OF TIRE, WHEEL AND LIFT KIT COMBOS

See pages 42-43 for Red Hawk's complete selection of Lift Kit Combos featuring our exclusive lift kits, new RHOX Mojave tires and a selection of steel and aluminum wheels. Choose from packages in 10" and 12" sizes for all popular E-Z-Go, Club Car and Yamaha golf cars.



CLUB CAR LIFT KITS



6" Club Car A-Arm 97+ Gas & Electric (Shown)

Easy bolt-on installation. True independent A-Arm suspension. Lengthens wheel base. Adjustable camber. No cutting or welding. ATV design & durability. Accepts 24" tires.

LIFT-008



6" Club Car Precedent

No cutting or welding. Cutting edge A-Arm design. Lengthens wheel base. Adjustable camber. Accepts 24" tires.

LIFT-007



6" Club Car A-Arm DS 03.5+

Easy bolt-on installation. True independent A-Arm suspension. Lengthens wheel base. Adjustable camber. No cutting or welding. ATV design & durability. Accepts 24" tires.

LIFT-008N

NOTE: If your car is 03.5 to 05 and you have black plastic dust covers on the front hub you will need to purchase LIFT-008N.



6" Club Car A-Arm Kit Pre-97 Gas

Easy bolt-on installation. True independent A-Arm suspension. Lengthens wheel base. Adjustable camber. No cutting or welding. ATV design & durability. Accepts 24" tires.

LIFT-009



3 1/2" Shock Extensions, Club Car Gas 97 and Older

Set of two. For use with Club Car lift kits.

SPN-0020

SEAT KITS, BOXES,
CUSTOM SEAT COVERS

DIAMOND PLATE
BRUSH GUARDS

LIFT KITS,
FENDER FLARES

TIRES, WHEELS,
WHEEL ACCESSORIES

WINDSHIELDS, TOPS,
STURTS, ENCLOSURES

LIGHT KITS, MIRRORS,
GUN RACKS, HEATERS

DASHES, CONSOLES,
RADIO SYSTEMS

MOTORS,
CONTROLLERS

CHARGERS & PARTS,
BATTERY ACCESSORIES

BODY/TRIM, SEATS,
SUSPENSION PARTS

BRAKE SHOES,
BRAKE DRUMS

KEYS, SWITCHES,
SOLENOIDS

GAS CAR
PARTS

BEETS, CABLES, HARDWARE,
PERFORMANCE PARTS

LIFT KIT ACCESSORIES

HEAVY DUTY LEAF SPRINGS – E-Z-Go



Front Heavy Duty, E-Z-Go TXT 04+ OE
 OEM: 70989G02; 70989G03;
 70989G03P.
SPN-1021



Front Heavy Duty, E-Z-Go TXT Gas & Electric 01-03
 OEM: 70664G02.
SPN-1010



Front Heavy Duty, E-Z-Go Med/TXT 94-00
 OEM: 70422G01; 70311G01;
 70431G01; 75366G01.
Item #
SPN-1002



Rear Heavy Duty 3 Leaf, E-Z-Go 94+ Med/TXT
 Compare with 4 Leaf style. 1 lb. heavier, 100+ lb. capacity more per spring. OEM: 70506G01; 74135G01; 74207G01.
Item #
SPN-1004



Rear Heavy Duty 4 Leaf, E-Z-Go 94+ Med/TXT OE
 OEM: 70506G01; 74135G01;
 74207G01.
SPN-1018



SPN-0005



SPN-0010

E-Z TXT Rear Leaf Spring Bushing
 Rubber bushing.
 OEM: 70291G01.
Item #
SPN-0005

E-Z-Go Med/TXT Leaf Spring Bushing Spacer
Item #
SPN-0010

HEAVY DUTY LEAF SPRINGS – CLUB CAR



Front Heavy Duty, Club Car DS Gas & Electric 81+
 OEM: 1012030.
SPN-1005



Rear Heavy Duty 3 Leaf, Club Car DS Gas & Elec 81+ DS
 Compare with 4 Leaf style. 1 lb. heavier, 100+ lb. capacity more per spring. OEM: 1014675; 1011149; 1012618.
Item #
SPN-1008



Rear Heavy Duty 4 Leaf Spring, Club Car DS Gas & Elec 81+ DS
 OEM: 1014675; 1011149; 1012618.
Item #
SPN-1019



SPN-0005

Club Car Rear Leaf Spring Bushing
 Rubber bushing.
Item #
SPN-0005



SPN-0007


Steel Leaf Spring Bushing, Club Car DS Gas & Electric 76+
 OEM: 1012303; 1010160; 1015583.
Item #
SPN-0007

HEAVY DUTY SHOCKS



**Coil Over Front Shock/Heavy Duty,
E-Z-Go Med/TXT Gas & Elec 94+**

**Item #
SPN-0109A**



NEW

Yamaha Heavy Duty Rear Spring, Set of 2, G8, G14-G22

Replaces existing spring with heavy duty springs.
Adds 500 lbs. of capacity. Use SPN-0200 for spring removal.

**Item #
SPN-0201**



SPRING COMPRESSION TOOL

NEW



Compresses springs for easy coil over shock removal and replacement. Set of 2. Includes storage case.

**Spring Compression Tool
SPN-0200**


Looking for More Leaf Springs,
Shocks and Suspension Parts?

See pages 140-144 for
Our Complete Selection for
E-Z-Go, Club Car, and Yamaha.

HEAVY DUTY CLUTCH SPRINGS



Add more low end torque to your cart :: Mix or Match Clutch Springs for BEST BUY Pricing



E-Z-Go Power Clutch Spring

**Item #
CP-0101**



Club Car Power Clutch Spring

**Item #
CP-0102**



**Yamaha Power Clutch Spring Assembly
with Input Shaft Spacer**

**Item #
CP-0100K**

SEAT KITS, BOXES,
CUSTOM SEAT COVERS
DIAMOND PLATE
BRUSH GUARDS
LIFT KITS,
FENDER FLARES
TIRES, WHEELS,
WHEEL ACCESSORIES
WINDSHIELDS, TOPS,
STRIPS, ENCLOSURES
LIGHT KITS, MIRRORS,
STAIRS, RACKS, HEATERS
DASHES, CONSOLES,
RADIO SYSTEMS
MOTORS,
CONTROLLERS
CHARGERS & PARTS,
BATTERY ACCESSORIES
BODY/TRIM, SEATS,
SUSPENSION PARTS
BRAKE SHOES,
BRAKE DRUMS
KEYS, SWITCHES,
SOLENOIDS
GAS CAR
PARTS
BELTS, CABLES, HARDWARE,
PERFORMANCE PARTS

LIFT KITS & FENDER FLARES

FENDER FLARES – NEW, IMPROVED DESIGN FOR '09

Durable, Injection-Molded Black Plastic Fender Flares :: Protect Cars and Passengers from Debris, Mud, Rocks
Set of Four :: Includes Installation Hardware :: Stainless Steel Hardware Kit Also Available (Sold Separately)



ACC-FF16



ACC-FF11



E-Z-Go TXT 1995+
Item #
ACC-FF11



E-Z-Go RXV – **COMING SOON!**
Item #
ACC-FF16



Club Car DS 1993+
Item #
ACC-FF13

E-Z-Go WORKHORSE/ST350 ACCESSORIES



ST350 Fender Flares,
96+ Workhorse
New style, current ST350 cowl.
Driver Side ^{OE}
ACC-FF20
Passenger Side ^{OE}
ACC-FF21



Front Cowl, Champagne/Beige ^{OE}
BODY-71468G036
Front Cowl, Hunter Green ^{OE}
(Shown)
BODY-71468G037



E-Z-Go ST350 96+ Black Powder
Steel Tube ^{OE}
BG-110



Amber Turn Signal Marker Light,
E-Z-Go X444 88-94, ST350 96+
LGT-210



Mix or Match!

Buy ANY 10 or More Volume Priced Fender Flare Kits and Receive the BEST BUY Pricing Shown.



ACC-FF14

Stainless Steel Fender Flare Hardware Kit NEW
Optional stainless steel fender flare hardware kit. Replaces plastic rivets with nuts, bolts and washers.
HDW-100



ACC-FF12



ACC-FF13 with HDW-100



Club Car Precedent – COMING SOON!

Item #
ACC-FF14



Yamaha G14-G22

Item #
ACC-FF12



Yamaha Drive – COMING SOON!

Item #
ACC-FF13




Taillight, E-Z-Go ST350 OE
OEM: 32739G2.
LGT-211

Headlight Assembly, E-Z-Go 80-94 Marathon, 96+ ST350
OEM: 20209G3, 23686G1.
LGT-209



4" Drop Axle 2001.5 and Up E-Z-Go Workhorse
No cutting or welding required. Accepts tire size 23x10.5x12.
LIFT-028



5" E-Z-Go Workhorse 94-00 Gas & Electric
No cutting or welding. Accepts 23" tires.
LIFT-014



Drop Front Axle Weldment, E-Z-Go Workhorse ST350 Gas and Electric 96+
OEM: 70515G01.
AXL-0004

SEAT KITS, BOXES, CUSTOM SEAT COVERS
DIAMOND PLATE, BRUSH GUARDS
LIFT KITS, FENDER FLARES
TIRES, WHEELS, WHEEL ACCESSORIES
WINDSHIELDS, TOPS, STRIPS, ENCLOSURES
LIGHT KITS, MIRRORS, GUN RACKS, HEATERS
DASHES, CONSOLES, RADIO SYSTEMS
MOTORS, CONTROLLERS
CHARGERS & PARTS, BATTERY ACCESSORIES
BODY/TRIM, SEATS, SUSPENSION PARTS
BRAKE SHOES, BRAKE DRUMS
KEYS, SWITCHES, SOLENOID
GAS CAR PARTS
BELTS, CABLES, HARDWARE, PERFORMANCE PARTS